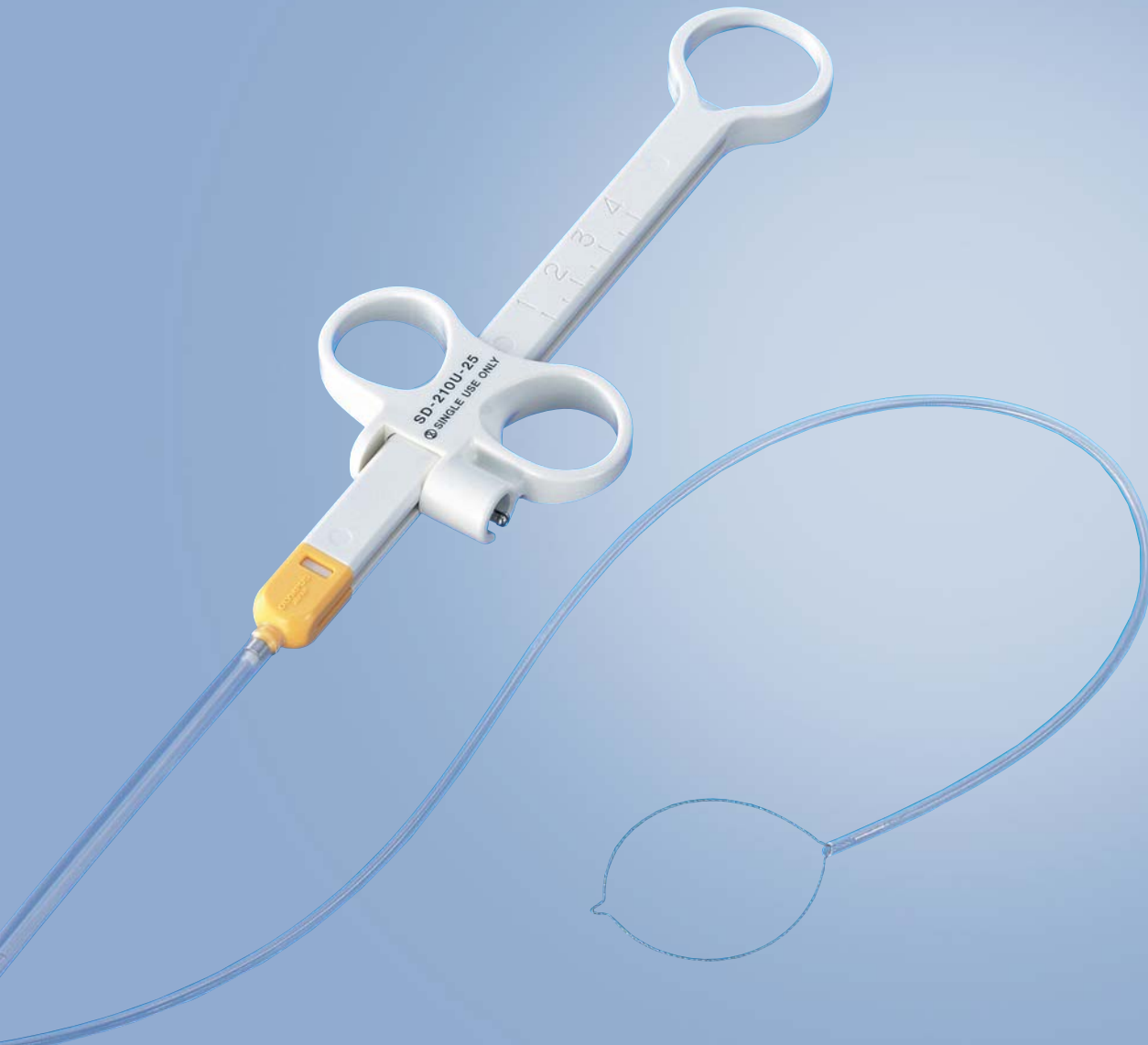



Single Use Polypectomy Snares

SnareMaster[™]

Wide range of snare loop styles



A Wider Choice of Loop Designs and Sizes for Varying Clinical Situations



Features

- Three loop designs available: oval, crescent and spiral.
- Multiple loop configurations give versatility for different techniques.
- The handle shaft is marked in 5 mm increments to indicate the snare throw opening.

SD-210U-10/15/25 Oval Snare

Snare wire is designed with optimal stiffness to precisely capture polyps. Available in three loop diameters: 10 15 and 25 mm .

SD-221L/U-25 Crescent Snare

The thin, pliant crescent wire is suitable for EMRC procedures, allowing the flexible loop to be seated along the circumferential rim of the distal attachment.

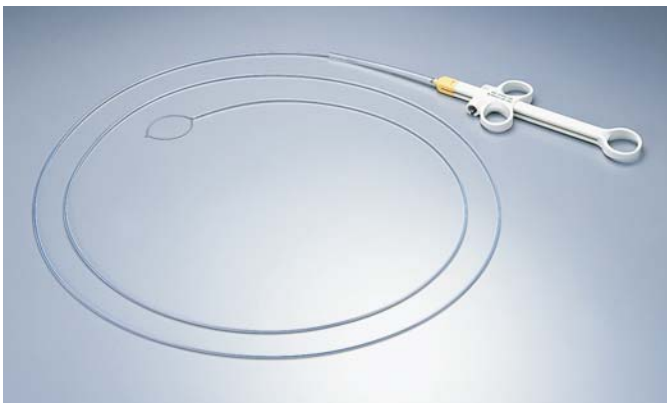
SD-230U-20 Spiral Snare

The twisted wire design enables the snare to perform as if there were small barbs along the snare loop. This design, combined with the wire's strong pushing force minimizes slipping when capturing mucosal lesions.



Specifications

Model	Loop design	Working length	Loop diameter	Minimum channel diameter
SD-210U-10	Oval	2300 mm	10 mm	2.8 mm
SD-210U-15			15 mm	
SD-210U-25			25 mm	
SD-221L-25	Crescent	1650 mm	25 mm	2.0 mm
SD-221U-25		2300 mm		
SD-230U-20	Spiral wire	2300 mm	20 mm	2.8 mm



Specifications, design and accessories are subject to change without any notice or obligation on the part of the manufacturer.